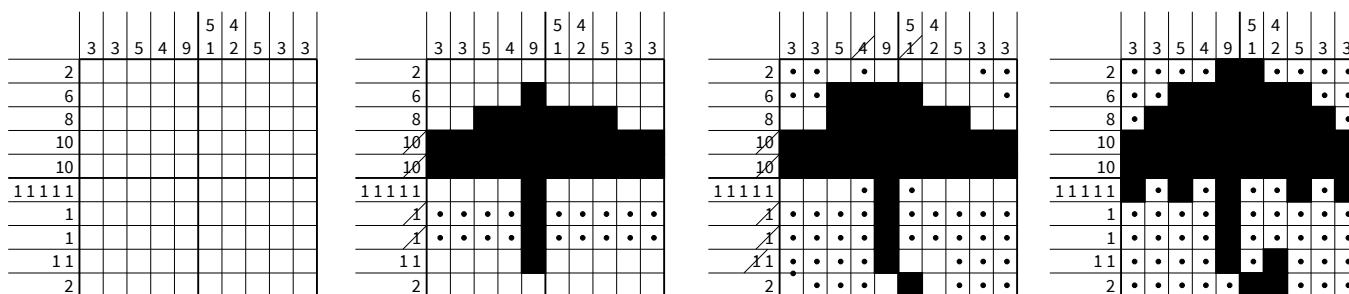


## June 29: Paint by Numbers

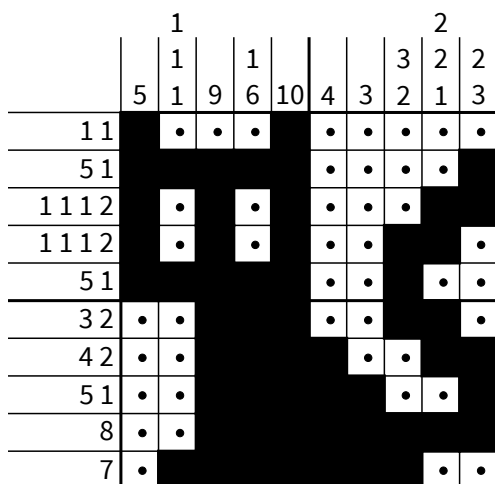
### The Rules

The numbers outside each row and column tell you how many groups of black squares there are in that line and, in order, how many consecutive black squares there are in each group. For example, 4 5 9 2 tells you that there will be four groups that will contain, in order, 4, 5, 9, and 2 consecutive black squares. The fact that the numbers are separated tells you that there is at least one empty square between them. (There may also be empty squares at the ends of lines.) The trick is to find out how many empty squares come between the black ones.

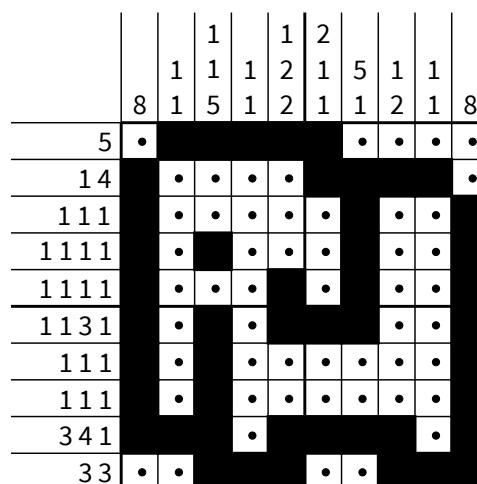
Here is an example of a puzzle being solved. Notice that deciding that a square is blank is as important as determining that it is filled.



Puzzle 1



Puzzle 2



### Puzzle 3

[illegible]

### Puzzle 4

[illegible]

## Puzzle 5

[illegible]

Send solutions to [mathschair@obu.edu](mailto:mathschair@obu.edu) by July 8